

**Shiksha Mandal's
Bajaj College of Science, Wardha
Feedback on Curriculum
2023-24**

Analysis of Students, Teachers, and Alumni feedback

Feedback on curriculum has been taken from students (NEP & Non-NEP), teachers and alumni. It is analyzed by the feedback committee and the feedback is discussed in the common meetings. The feedback is used for the development of college as well as for curriculum.

Analysis of Student's Feedback

The students are the most important stakeholders of the Higher Education system. The interest and participation of students at all levels in both internal and external quality assurance is playing a central role. For the academic year 2022-23 feedback from our undergraduate and post graduate students has been collected and analyzed. Feedback on a five-point scale based on curriculum aspects was taken. We have received a total of 379 (273 from UG and 106 from PG) students' feedback on the curriculum and analyzed. The report is as follows-

For Undergraduate (NEP) on an average 24.51 students in the favor of excellent, 33.71 in very good, 35.26 in good, 6.07 in average 0.43 in below average with the current curriculum designed by Bajaj College of Science, Wardha. For Undergraduate (Non-NEP) on an average 28.21 students in the favor of excellent, 34.84 in very good, 30.74 in good, 5.11 in average 1.13 in below average with the current curriculum designed by Bajaj College of Science, Wardha. For Postgraduate on an average 35.73 students in the favor of excellent, 43.29 in very good, 18.34 in good, 2.49 in average 0.14 in below average with the current curriculum designed by Bajaj College of Science, Wardha.

The detail report is as follows-

For Undergraduate Students (NEP)

Sr. No.	Questionnaires	Response in % (For UG)				
		Excellent	Very Good	Good	Average	Below Average
1	How do you find the depth of the content of the curriculum?	20	34.8	39.3	5.2	0.7
2	Whether syllabus is career oriented?	25.2	33.3	38.5	2.2	0.7

3	Whether curriculum is helping to develop your personality?	15.6	35.6	38.5	10.4	0
4	How do you rate the sequence of units in the syllabus?	28.1	32.6	34.8	4.4	0
5	Whether Faculty do justice with the prescribed syllabus during class hour?	34.1	29.6	31.9	3.7	0.7
6	How do you rate the relation between stated objectives and course content?	18.5	34.8	38.5	6.7	1.5
7	Does Library holding sufficient resources for curriculum of your course?	36.3	28.9	28.1	6.7	0
8	Does Library holding sufficient resources for competitive and various entrance examinations?	24.4	43	26.7	5.9	0
9	Does curriculum go hand-in-hand with current updates in your subjects?	20.7	31.9	43	4.4	0
10	Does curriculum satisfy the need for various competitive and entrance examinations?	22.2	32.6	33.3	11.1	0.7

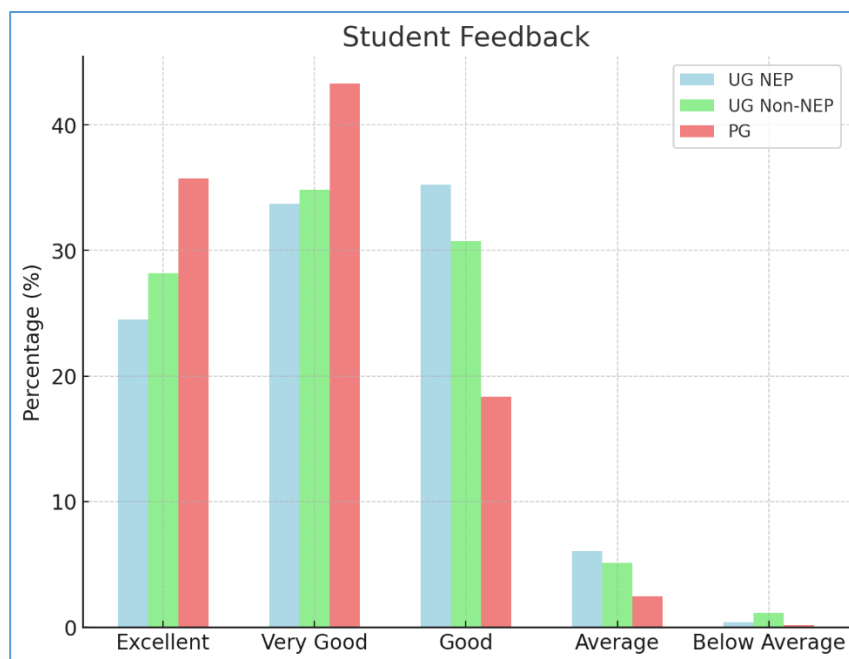
For Undergraduate Students (NON-NEP)

Sr. No.	Questionnaires	Response in % (For UG)				
		Excellent	Very Good	Good	Average	Below Average
1	How do you find the depth of the content of the curriculum?	26.8	35.8	31.6	4.2	1.6
2	Whether syllabus is career oriented?	26.8	38.4	28.4	5.3	1.1
3	Whether curriculum is helping to develop your personality?	24.2	32.6	34.2	7.4	1.6
4	How do you rate the sequence of units in the syllabus?	26.8	33.7	33.2	5.3	1.1
5	Whether Faculty do justice with the prescribed syllabus during class hour?	33.2	35.8	27.4	3.7	0
6	How do you rate the relation between stated objectives and course content?	23.2	35.3	34.7	6.3	0.5
7	Does Library holding sufficient resources for curriculum of your course?	37.4	32.6	24.2	4.7	1.1
8	Does Library holding sufficient resources for competitive and various entrance	33.7	32.6	24.7	7.4	1.6

	examinations?					
9	Does curriculum go hand-in-hand with current updates in your subjects?	25.8	37.9	33.2	2.1	1.1
10	Does curriculum satisfy the need for various competitive and entrance examinations?	24.2	33.7	35.8	4.7	1.6

For Post Graduate Students

Sr. No.	Questionnaires	Response in % (For PG)				
		Excellent	Very Good	Good	Average	Below Average
1	What is the depth of curriculum content?	32.9	49.3	16.4	1.4	0
2	Whether syllabus is career oriented?	43.8	34.2	17.8	4.1	0
3	Whether curriculum is helping to develop your personality?	34.2	41.1	20.5	4.1	0
4	How do you rate the sequence of units in the syllabus?	30.1	50.7	17.8	1.4	0
5	Whether Faculty do justice with the prescribed syllabus during class hour?	34.2	45.2	16.4	4.1	0
6	How do you rate the relation between stated objectives and course content?	30.1	50.7	17.8	1.4	0
7	Does Library holding sufficient resources for curriculum of your course?	46.6	42.5	9.6	1.6	0
8	Does Library holding sufficient resources for competitive and various entrance examinations?	35.6	38.4	23.3	1.4	1.4
9	Does curriculum go hand-in-hand with current updates in your subjects?	35.6	39.7	21.9	2.7	0
10	Does curriculum satisfy the need for various competitive and entrance examinations?	34.2	41.1	21.9	2.7	0



*This chart compares feedback from Undergraduate (UG NEP and Non-NEP) and Postgraduate (PG) students across five categories (Excellent, Very Good, Good, Average, Below Average).

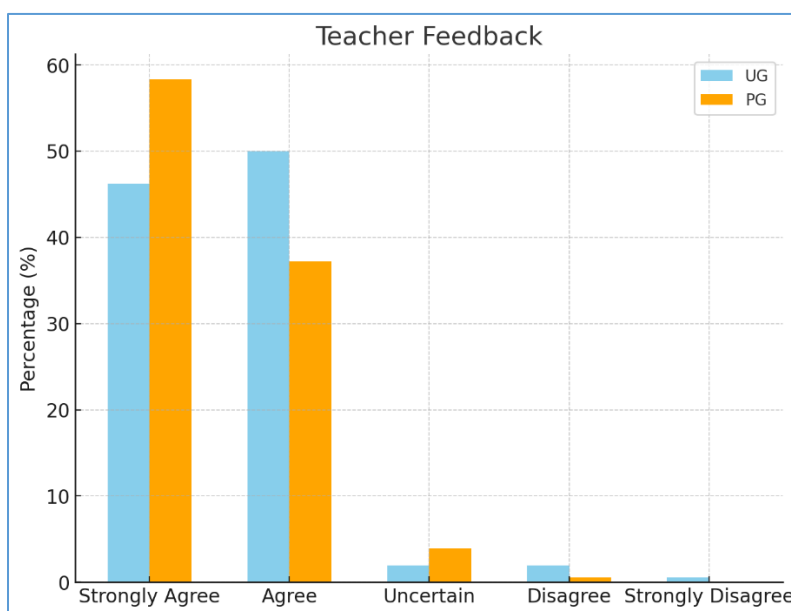
Analysis of Teachers Feedback

Feedback from undergraduate and post graduate teachers have been collected and analyzed. The report is as follows- For Undergraduate on an average 46.2 teachers strongly agree, 49.98 agree, 1.92 uncertain, 1.91 disagree & 0.56 strongly disagree with the current curriculum designed by Bajaj College of Science, Wardha. For Postgraduate on an average 58.34 teachers strongly agree, 37.22 agree, 3.9 uncertain & 0.56 disagree with the current curriculum designed by Bajaj College of Science, Wardha.

The detail report is as follows-

Sr. No.	Questionnaires	Strongly Agree	Agree	Uncertain	Disagree	Strongly disagree
1	The objectives of syllabi are well defined.	53.1	43.8	3.1	0	0
2	The Courses/ Syllabi has good balance between theory & applications.	50	50	0	0	0
3	The timely coverage of syllabus is possible in the mentioned number of hours.	62.5	31.3	3.1	3.1	0
4	The syllabus of this subject is sufficient to cope up with the knowledge & perspective in the subject area.	40.6	59.4	0	0	0

5	The sections in the syllabus are properly sequenced.	62.5	37.5	11.1	0	0
6	The books prescribed/ listed as reference materials are relevant, updated & appropriate.	71.9	28.1	0	0	0
7	Sufficient reference material & books are available for the topics.	65.6	34.4	0	0	0
8	I have the freedom to propose modify, suggest and incorporate new topics in the syllabus.	59.4	40.6	0	0	0
9	I have the freedom to adopt new techniques/ strategies of teaching such as Seminar presentations, group discussion & learner's participations.	65.6	34.4	0	0	0
10	I have the freedom to adopt/ adapt new techniques/ strategies of testing & assessment of students.	56.3	43.8	0	0	0



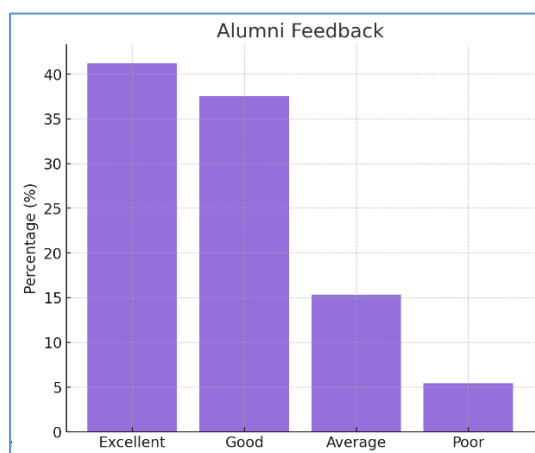
*This chart shows the feedback from undergraduate and postgraduate teachers, across categories like Strongly Agree, Agree, Uncertain, Disagree, and Strongly Disagree.

Analysis of Alumni Feedback


For the betterment & improvement in the higher education feedback of the Alumni is an essential component. The Alumni Committee of the college has collected curriculum feedback using an online platform. A questionnaire has been designed to seek feedback from alumni to collect their opinion regarding the quality of academic environment of the college. Feedback committee analyzed the feedback, and it is discussed in the common meetings. The report is as follows- Alumni marked the curriculum with 41.24 excellent, 37.52 good, 15.32 average & 5.4 poor.

The detail reports as follows-


Sr. No.	Questionnaires	Excellent	Good	Average	Poor
1	Does the course meet your aspirations?	44.4	37	14.8	1
2	Rate the sufficiency of syllabus content to bridge the gap between academia & industry.	25.9	44.4	25.9	3.7
3	Infrastructure and lab facilities.	44.4	40.7	11.1	3.7
4	Availability of reading material regarding curriculum in library.	66.7	29.6	3.7	0
5	Playground and sports facilities in campus.	33.3	48.1	14.8	3.7
6	Functioning of placement cell in our college.	29.6	22.2	25.9	22.2
7	Rate the institutes' support and contribution for the overall development of students.	44.4	40.7	11.1	3.7



*The alumni feedback is represented across four categories: Excellent, Good, Average, and Poor.


 Dr. P. A. Saudagar
 IQAC Coordinator
 Co-ordinator
 Internal Quality Assurance Cell (IQAC)
 Bajaj College of Science, WARDHA




 Prof. P. V. Tekade
 Principal
 Principal
 Bajaj College of Science
 Wardha